




# MORPHEUS TECHNOLOGIES



Authorized US representative for Phoenix-Fly products  
5107 Lantana Street, Zephyrhills, FL 33542, USA  
(813) 780-8961, (813) 788-7072 fax  
[www.baserigs.com](http://www.baserigs.com), [info@baserigs.com](mailto:info@baserigs.com)

OFFICE USE ONLY	
Date Received:	
Amount Paid:	
Notes:	
<b>PRICE</b>  (USA, Canada ) \$ <b>1005,00</b>	

Name	
Address	
Country	
Tel/Fax	
Email	
PFC instructor name	
PFC number	

## COLOURS

The **SHADOW** wingsuit is made from three different fabrics Z/P 1,9 oz Balloon, Parapack and Spandex

**Z/P Balloon** colour: **White, Black, Red, Orange, Yellow, Royal Blue, Purple, Grey, Teal**

**Pink, Green, Light Green and Navy**

**Parapack** colour: **Black, White, Red, Yellow, Royal Blue, Grey, Purple, Green and Orange**

**Spandex** colour: **Red, Royal Blue, Gray, Black, White**

### Wingsuit fabrics:

- Balloon       Parapack (\$30)  
All panells excluding Panel #2

Please check colour availability.

1.	Arms & Stripes:	
2.	Body Front:	
3.	Arm Wings:	
4.	Leg Wing front:	
5.	Leg Panels back:	
6.	Leg Panels & Wing back:	
7.	Spandex:	

## HOW TO PAY:

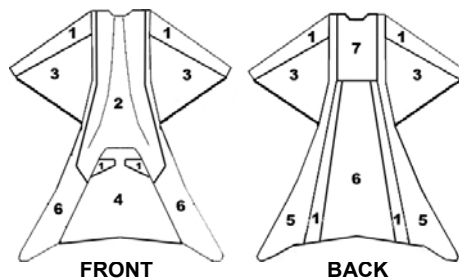
Credit Card Type:  MC  VISA  Discovery

(Please note: Credit Card Surcharge - 3% Domestic, 4% International)

Exp. Date: \_\_\_\_\_

Credit Card Number: \_\_\_\_\_

3 Digit CID Code: \_\_\_\_\_

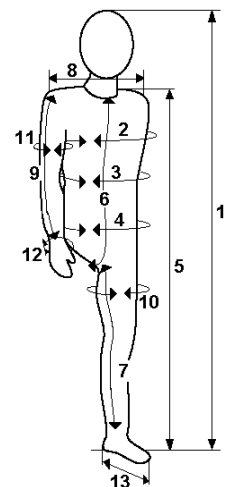


### Options:

- Back flying inlets, (\$60)  
 BASE Pilot chute pouch, (\$50)  
 Leg Cut Away System (\$90)  
 Spare leg Cut Away cable (\$30)  
 Spare Arm Cut Away cables (\$60)

## MEASUREMENTS

Please take your measurements carefully. We are unable to make your wing suit fit you without your correct measurements. Study the diagram to assist you. Get someone to help you, and double check each measurement. Measure yourself over a T/shirt and thin trousers. Do not add anything to your measurements. If we receive incorrect measurements, we will have to charge for modifications. Take all these measurements around the widest part, except the waist.

1. HEIGHT _____ Without shoes	
2. CHEST _____ Widest Part	
3. WAIST _____ Narrowest Part	
4. HIP _____ Widest Part	
5. SHOULDER TO THE FLOOR _____ From bone at the top of the shoulder to the floor without shoes	
6. BODY _____ Be <b>VERY</b> careful with this measurement! Stand up straight, measure from under the crotch where seams of your trousers meet, up the front to indentation at the base of the neck	
7. INSEAM _____ From the crutch to the floor <b>WITHOUT</b> shoes	
8. SHOULDERS _____ Across the back from one shoulder bone to the other. Straight tape.	
9. ARM _____ From the shoulder to the bone of the wrist	
10. THIGH _____ Widest Part	
11. BICEP _____ Widest part of the muscle with the bicep relaxed	
13. SHOE SIZE _____ Specify US, UK or Continental	14. WEIGHT _____
	15. T-SHIRT (S,M,L or XL) _____

## DELIVERY TIME:

Approximately 4-6 weeks from the time we receive your completed order form and your 50% deposit

### Measurements:

- cm  
 inch