




MORPHEUS TECHNOLOGIES

Authorized US representative for Phoenix-Fly products

5107 Lantana Street, Zephyrhills, FL 33542, USA
(813) 780-8961, (813) 788-7072 fax
www.baserigs.com, info@baserigs.com



OFFICE USE ONLY	
Date Received:	
Amount Paid:	
Notes:	
PRICE	
 (USA, Canada) \$ 1005,00	

Name	
Address	
Country	
Telephone #	
Email	
PFC instructor name	
PFC number	

COLOURS

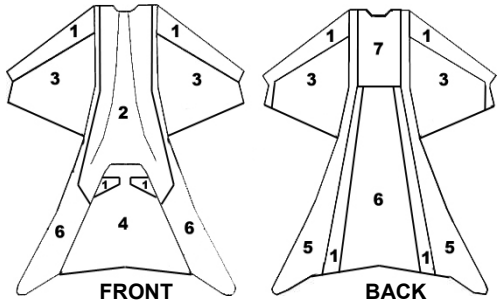
The PHANTOM 2 wingsuit is made from three different fabrics Z/P 1,9 oz Balloon, Parapack and Spandex
 Z/P Balloon colour: **White, Black, Red, Orange, Yellow, Royal Blue, Purple, Grey, Teal**
Pink, Green, Light Green and Navy
 Parapack colour: **Black, White, Red, Yellow, Royal Blue, Grey, Purple, Green and Orange**
 Spandex colour: **Red, Royal Blue, Gray, Black, White**

Wingsuit fabrics:

Balloon Parapack (\$30)
 All panells excluding Panel #2

Please check colour availability.

1.	Arms & Stripes:	
2.	Body Front:	
3.	Arm Wings:	
4.	Leg Wing front:	
5.	Leg Panels back:	
6.	Leg Panels & Wing back:	
7.	Spandex:	



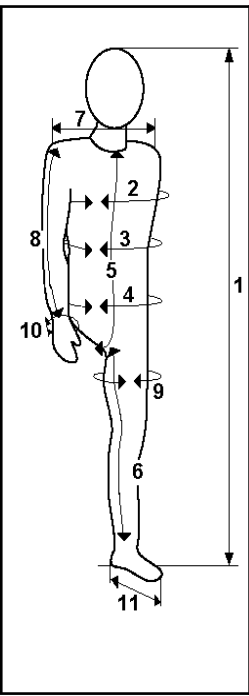
Options:

Back flying inlets, (\$60)
 BASE Pilot chute pouch, (\$50)
 Leg Cut Away System (\$90)
 Spare Leg Cut Away cable (\$30)
 Spare Arm Cut Away cable (\$60)

MEASUREMENTS

Please take your measurements carefully. We are unable to make your wing suit fit you without your correct measurements. Study the diagram to assist you. Get someone to help you, and double check each measurement. Measure yourself over a T/shirt and thin trousers. Do not add anything to your measurements. If we receive incorrect measurements, we will have to charge for modifications. Take all these measurements around the widest part, except the waist.

1. HEIGHT _____	Without shoes
2. CHEST _____	Widest Part
3. WAIST _____	Narrowest Part
4. HIP _____	Widest Part
5. BODY _____	Be VERY careful with this measurement! Stand up straight, measure from under the crotch where seams of your trousers meet, up the front to indentation at the base of the neck
6. INSEAM _____	From the crutch to the floor WITHOUT shoes
7. SHOULDERS _____	Across the back from one shoulder bone to the other. Straight tape.
8. ARM _____	From the shoulder to the bone of the wrist
9. THIGH _____	Widest Part
10. WRIST _____	
11. SHOE SIZE _____	Specify US, UK or Continental
12. WEIGHT _____	



HOW TO PAY:

Credit Card Type: MC VISA Discovery
 (Please note: Credit Card Surcharge - 3% Domestic, 4% International)
 Exp. Date: _____
 Credit Card Number: _____
 3 Digit CID Code: _____

DELIVERY TIME:
 Approximately 4-6 weeks from the time we receive your completed order form and your 50% deposit

Measurements:

cm
 inch